



R.R. MEDEQUIPT

All Medical Furniture and Equipments with Modular OT,
Central Oxygen Pipe Line System Sales and Services.



ONE STOP SOLUTION to all your
HOSPITAL Related needs...



Manufacturer, Exporter & Supplier of : Hospital Furnitures, Medical Equipments, Surgical Instruments, Laparoscopy & Endoscopy Equipments & Instruments, Scientific & Lab Equipments, Instruments, Physiotherapy Equipments, Hospital Linen, Modular OT, Oxygen Gas Pipeline & All Types of Hospital Goods for Turnkey Project.

RR - 300



Hydraulic Operation Table

Technical Data

Overall Length of The Table	1950mm
Overall Width of The Table	530MM
Minimum Height of The Table	780MM
Maximum Height of The Table	1030MM
Trendlenburg / Reverse	30°
Flex / Reflex	80°/220°
Side Tilt	22°
Kidney Section	125mm
Leg Plate	90° down
Hi-low Lift	Hydraulic

Standard Accessories

Five Section Mattress	1 Set
Anesthetist Screen	1 Nos
Padded Shoulder Support	2 Nos
Padded Lateral Support	2 Nos
Padded Lithotomic Crutches	2 Nos
Padded Arm Rest	2 Nos
Padded Shoulder Support	2Nos
Drive Handle	1 no

Electric C - Arm Compatible Operating Table

RR - 301



Five Section Mattress	1 Set
Anesthetist Screen	1 Nos
Padded Shoulder Support	2 Nos
Padded Lithotomic crutches	2 Nos
Hand surgery attachment	1set

RR - 302

Orthopaedic Attachment



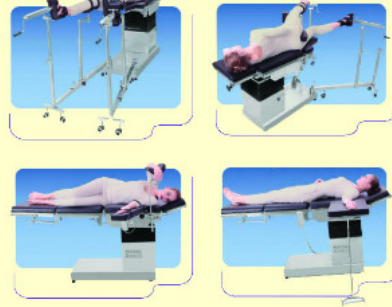
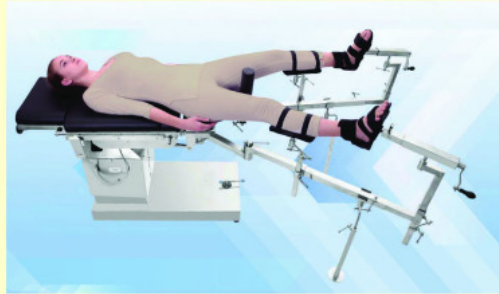
Orthopaedic Attachment is a flexible, easily operable instrument for ORTHOPEDIC SURGERY. The attachment allows the positioning of the extremity as required in regard to the surgery practice and therefore is especially adapted to ensure safe and efficient.

R.R. MEDEQUIPT

Sales and Services.

Orthopaedic Table with Hanging Attachment

RR - 303




Ortho Attachment allows the table to be used for the lower extremity procedures. Available at competitive price our Ortho Attachment is purely made of stainless steel which resist corrosion.

RR - 305

LED X-Ray View Box Double

Description

- Adopts led light source with life of 50000 hours
- Luminosity of this machine is above 90%
- Supported by touch screen sensor
- Light frequency is above 50khz
- Viewers work well within ac 200-250v.
- Views the image details easily due to brightness of 4000 lux.
- The power is set inside the viewers with ultra theme design
- Maximum brightness can reach upto 5000 cdm2



RR - 304

LED View Box Double

Description

We have developed a sleek and effective L.E.D. viewing system to view M,R,I, C.T and X ray images. We offer a range of single screen, Double Screen, Three Screen, Four Screen viewers



RR - 306

LED View Box Single

Description

Keeping the needs of the oncologist and radiologist in mind, SI surgical have developed a sleek and effective LED viewing system to view Mammography film images which comes with an option of a sliding magnifying glass.



RR - 307

LED X-Ray View Box Single



- Adopts led light source with life of 50000 hours
- Luminosity of this machine is above 90% Supported by touch screen sensor.
- Light frequency is above 50kHz
- Viewers work well within ac 200-250v.
- Views the image details easily due to brightness of 4000 Lux.
- The power is set inside the viewers with ultra thin design
- Maximum brightness can reach up to 5000 cdm2.

RR - 308

LED OT Light Hex - 4



Number of LED : 60 ; Intensity : 1,60,000 Lux
Diameter of Light : 630mm
Spot Diameter : 100-150 mm
Depth Lumination : 10-15 cm
Colour Temp. : 3800-5200k
Colour Rendering Index: 91 Ra
Focusing : Manual ; LED Average Life : >50000 Hrs.
Intensity Control : 10-100 Digital
Power Supply : 220V/50Hz AC
Power : 65 Watt ; Special Function : 5 Memory
Function with Remote Control

R.R. MEDEQUIPT

Sales and Services.

RR - 309

Motorized ICCU Bed

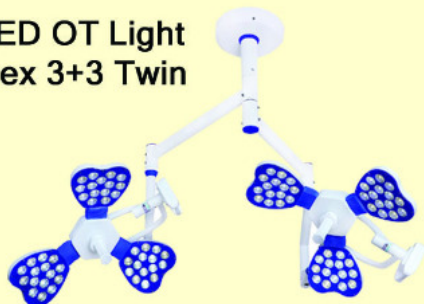


Technical Data

Main Frame made of CRCA pipe & four sectional perforated CRCA sheet. Advanced linear actuator system to obtain all positions. -ABS head and foot panels. Collapsible type six step side safety railing. Bed mounted on 125 mm special double castors/wheels. Holder for urine bag. S.S. telescopic I.V. rod with four location. Pre-treated and epoxy powder coated. Positions obtained by Electric Hand Remote: (1) Hi-Low (2) Back-rest elevation (3) Knee-rest elevation (4) Trendlenburg & reverse trendlenburg

RR - 310

LED OT Light Hex 3+3 Twin



Number of LED : 45 x 2 ; Intensity : 1,20,000 x 2 Lux
Diameter of Light : 650mm x 2
Spot Diameter : 100-150 mm
Depth Lumination : 10-15 cm
Colour Temp. : 3800-5200K
Colour Rendering Index : 91 Ra ; Focusing : Manual
LED Average Life : >50000 Hrs.
Intensity Control : 10-100 Digital
Power Supply : 220V/50Hz AC ; Power : 50 Watts x 2
Special Function : 5 Memory Function
with Remote Control

RR - 311

MANUAL ICCU BED



Technical Data



- Bed mounted on 125 mm special double castors/wheels.
- Holder for urine bag. ● S.S. telescopic I.V. rod with four location.
- Pre-treated and epoxy powder coated. ● Positions obtained by Manual Crank System: (1) Hi-Low (2) Back-rest elevation (3) Knee-rest elevation (4) Trendlenburg & reverse trendlenburg

RR - 312

Delux ICCU Bed Manual



- Main Frame made of CRCA pipe & four sectional perforated CRCA sheet.
- Manual crank system to obtain all positions.
- ABS head and foot panels.
- Four pieces individual ABS side safety railing.
- Bed mounted on 125 mm special double castors

R.R. MEDEQUIPT

Sales and Services.

SEMI DELUXE ICU BED

RR - 313



- Four section perforated top.
- Plastic moulded Head & Foot end panels. Head end panel removable for CPR procedures.
- 125mm Dia non rusting castor two with breaks & two without breaks
- Saline arrangement on four location with one I.V. pole with S.S. rod

RR - 314

STANDERED ICU BED MANUAL

Description



- Main Frame made of CRCA pipe & four sectional perforated CRCA sheet.
- Advanced linear actuator system to obtain all positions
- ABS head and foot panels.
- Four pieces individual ABS side safety railing.
- Bed mounted on 125 mm special double castors/wheel
- Holder for urine bag.
- S.S. telescopic I.V. rod with four location.
- Pre-treated and epoxy powder coated.
- Positions obtained by Electric Hand Remote:
(1) Hi-Low (2) Back-rest elevation (3) Knee-rest elevatic (4) Trendlenburg & reverse trendlenburg (5) Chair Posit

RR - 315

NORMAL ICU BED MANUAL

Description



- Main Frame made of CRCA pipe & four sectional perforated CRCA sheet.
- Manual crank system to obtain all positions.
- S.S. Head and leg bows with laminated wooden panel.
- S.S. swing away type side safety railing.
- Bed mounted on 150 mm special castors/wheels.
- Holder for urine bag.
- S.S. telescopic I.V. rod with four location.
- Pre-treated and epoxy powder coated.
- Positions obtained by Manual Crank System:
(1) Hi-Low
(2) Back-rest elevation
(3) Knee-rest elevation
(4) Trendlenburg & reverse trendlenburg

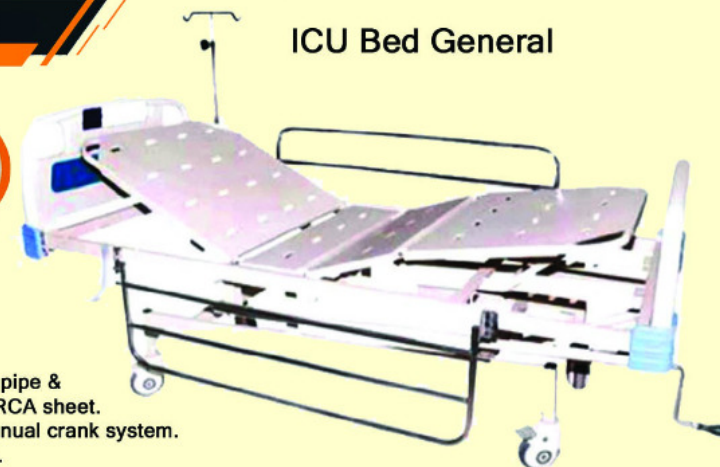


Overall size : 2090 L x 990 W x 558-762 H adjustment in mm

RR - 316

ICU Bed General

Description



- Main Frame made of CRCA pipe & four sectional perforated CRCA sheet.
- All positions obtained by manual crank system.
- ABS head & leg side panels.
- S.S. swing away type side safety railing.
- Bed mounted on 125 mm special castors/wheels.
- Holder for urine bag.
- S.S. telescopic I.V. rod with four location.
- Pre-treated and epoxy powder coated.
- Positions obtained by Manual Crank System:
(1) Hi-Low (2) Back-rest elevation (3) Knee-rest elevation (4) Trendlenburg & reverse trendlenburg



Overall size : 2090 L x 990 W x 558 in mm

RR - 317**ICU Bed Manual Sweet**


- Main Frame made of rectangular CRCA pipe.
- Four sectional Phenolic base laminated sheet top.
- Advanced linear actuator system to obtain all positions.
- ABS head and foot panels.
- Four pieces individual ABS side safety railing.
- Bed mounted on 125 mm special castors/wheels.
- Holder for urine bag.
- Four location for I.V. Rod.
- Pre-treated and epoxy powder coated.
- Positions obtained by Electric Hand Remote:

RR - 318**Motorized Fowler Bed Delux**

- Main Frame made of rectangular CRCA pipe.
- Four sectional Phenolic base laminated sheet top.
- Advanced linear actuator system to obtain all positions.
- ABS head and foot panels.
- Four pieces individual ABS side safety railing.
- Bed mounted on 125 mm special castors/wheels.
- Holder for urine bag.
- Four location for I.V. Rod.
- Pre-treated and epoxy powder coated.
- Positions obtained by Electric Hand Remote:
- (1) Back-rest elevation (2) Knee-rest elevation

R.R. MEDEQUIPT

Sales and Services.

RR - 319**Motorized Fowler Bed Super**

- Main Frame made of rectangular CRCA pipe.
- Four sectional Perforated CRCA sheet.
- Advanced linear actuator system to obtain all positions.
- ABS head and foot panels.
- Collapsible type side safety railing.
- Bed mounted on 125 mm special castors/wheels.
- Holder for urine bag.
- Four location for I.V. Rod.
- Pre-treated and epoxy powder coated.
- Positions obtained by Electric Hand Remote:
- (1) Back-rest elevation (2) Knee-rest elevation

RR - 320**Fowler Bed Manual Delux**

- Main Frame made of CRCA pipe & four sectional perforated CRCA sheet.
- Manual crank system to obtain all positions.
- ABS head & leg side panels.
- Four pieces individual ABS side safety railing.
- Holder for urine bag.
- Four location for I.V. Rod.
- Pre-treated and epoxy powder coated.
- Positions obtained by Manual Crank System:
- (1) Back-rest elevation (2) Knee-rest elevation

RR - 321**Fowler Bed Manual Standard**

- Main Frame made of CRCA pipe & four sectional perforated CRCA sheet.
- Manual crank system to obtain all positions.
- Bed mounted on 125 mm special castors/wheels.
- Collapsible type six step side safety railing.
- ABS head & leg side panels.
- Holder for urine bag.
- Four location for I.V. rod.
- Pre-treated and epoxy powder coated.
- Positions obtained by Crank System:
- (1) Back-rest elevation (2) Knee-rest elevation

RR - 322**Fowler Bed Manual Normal**

- Main Frame made of CRCA pipe & four sectional perforated CRCA sheet.
- Manual crank system to obtain all positions.
- Collapsible type six step side safety railing.
- ABS head and foot panels.
- Holder for urine bag. Four location for I.V. rod.
- Pre-treated and epoxy powder coated
- Positions obtained by Crank System:
- (1) Back-rest elevation (2) Knee-rest elevation

RR - 323**Fowler Bed Manual General**

- Main Frame made of CRCA pipe & four sectional perforated CRCA sheet.
- Manual crank system to obtain all positions.
- ABS head & foot panels.
- Holder for urine bag.
- Four location for I.V. rod.
- Pre-treated and epoxy powder coated
- Positions obtained by Crank System:
- (1) Back-rest elevation (2) Knee-rest elevation

RR - 324**Semi Fowler Bed Manual Standard**

- Main Frame made of CRCA pipe & two sectional perforated CRCA sheet.
- Manual crank system to obtain back-rest position.
- Bed mounted on 125 mm special castors/wheels.
- Collapsible type six step side safety railing.
- ABS head & leg side panels.
- Holder for urine bag.
- Four location for I.V. rod.
- Pre-treated and epoxy powder coated.

R.R. MEDEQUIPT

Sales and Services.

RR - 325

Semi Fowler Bed Manual Normal



Main Frame made of CRCA pipe & two sectional perforated CRCA sheet.
Manual crank system to obtain back-rest position.
Collapsible type six step side safety railing.
ABS head & leg side panels.
Four location for I.V. rod.
Pre-treated and epoxy powder coated.

RR - 326

Semi Fowler Bed Manual Genaral



- Main Frame made of CRCA pipe & two sectional perforated CRCA sheet.
- Manual crank mechanism to obtain back-rest position.
- ABS head & leg side panels.
- Holder for urine bag.
- Four location for I.V. rod.
- Pre-treated and epoxy powder coated.

RR - 327

Semi Fowler Bed Manual Wooden



- Main Frame made of CRCA pipe & two sectional perforated CRCA sheet.
- Manual crank system to obtain back-rest position.
- S.S. Head and leg bows with laminated wooden panel.
- Holder for urine bag.
- Four location for I.V. rod.
- Pre-treated and epoxy powder coated.
- Positions obtained by Crank System:
(1) Back-rest elevation

RR - 328

Semi Fowler Bed Manual SS



- Main Frame made of CRCA pipe & two sectional perforated CRCA sheet.
- Manual crank system to obtain back-rest position.
- S.S. designed head and leg bows.
- Holder for urine bag.
- Four location for I.V. rod.
- Pre-treated and epoxy powder coated.
- Positions obtained by Crank System:
(1) Back- rest elevation

RR - 329

Attendant Bed



- Main Frame made of CRCA pipe & perforated CRCA sheet.
- S.S. designed head and leg bows.
- Pre-treated and epoxy powder coated.

RR - 330

Attendant Bed Cum Chair



- Main Frame made of CRCA pipe and Sheet.
- Easily foldable.
- Cushioned seat and back.

RR - 331

Attendant Bed Standard



- Main frame made of CRCA pipe & perforated CRCA sheet.
- Pre-treated and epoxy powder coated.
- Overall size: 1830 L x 610 W x 458 H mm

RR - 332

Pediatric Bed



- Main Frame made of CRCA pipe & perforated CRCA sheet.
- Powder coated head & leg side bows.
- Holder for urine bag.
- Four location for I.V. rod.
- Pre-treated and epoxy powder coated.

RR - 333

Bed Side Cabinet Super Delux



- ABS moulded material construction.
 - Having one box and one drawer.
 - Mobile on 50 mm. castors/wheels.
- Top Size:- 406 x 406
Height: 815 mm.

RR - 334

Bed Side Cabinet ABS Top



- CRCA sheet construction.
 - Having one box and one drawer.
 - Fitted with membrane/ABS pressed top & front side.
- Top Size:- 406 x 406
Height: 815 mm.

R.R. MEDEQUIPT

Sales and Services.

RR - 335

S.S Bed Side Cabinet With Bins



- Main frame made of S.S. pipe & S.S. sheet.
 - Three S.S. shelves with three side railing.
 - Top with three coloured plastic bins.
 - Four legs with rubber stumps.
- Top Size:- 406 x 406
Height: 815 mm.

RR - 336

Bed Side Cabinet Without Bins



- Main frame made of S.S. pipe & S.S. sheet.
 - Three S.S. shelves with three side railing.
 - Four legs with rubber stumps.
- Top Size:- 406 x 406
Height: 815 mm.

RR - 337

Bed Side Cabinet Delux



- CRCA sheet construction.
 - Having one box and one drawer.
 - S.S. top.
 - Pre-treated and epoxy powder coated.
- Top Size:- 406 x 406
Height: 815 mm.

RR - 338

Bed Side Cabinet Standard



- CRCA sheet construction.
 - Having one box.
 - Pre-treated and epoxy powder coated.
 - S.S. top.
 - Four legs with rubber stumps.
- Top Size:- 406 x 406 ; Height: 815 mm.

RR - 339

Over Bed Gas Spring



- Rectangular frame work mounted on 50 mm castors/wheels.
- ABS top adjustable by pneumatic gas spring pump.
- Pre-treated and epoxy powder coated.

RR - 340

Over Bed Table Gear



- Rectangular frame work mounted on 50 mm castors/wheels.
- ABS top adjustable by crank system.
- Pre-treated and epoxy powder coated.

R.R. MEDEQUIPT

Sales and Services.

RR - 341

Over Bed Table Manual



- Rectangular frame work mounted on 50 mm castors/wheels.
- Wooden top in sky blue colour, adjustable by side knob system.
- Pre-treated and epoxy powder coated.

RR - 342

Over Bed Table Standard



- Rectangular frame work mounted on 50 mm castors/wheels.
- Top in wooden / sky blue colour.
- Pre-treated and epoxy powder coated.

RR - 343

Wheel Chair Non Folding



Invalid's wheel chair non-folding (fixed armrest & foot rest)

RR - 344

Wheel Chair Folding



Invalid's wheel chair folding (fixed armrest & foot rest)

RR - 345

Instrument Cabinet



Overall size: 1220 H x 304 D x 610 W mm.

- CRCA sheet construction.
- Four horizontal S.S. shelves.
- Lockable door.
- Pre-treated and epoxy powder coated.

RR - 346

Lap Trolley



- SS Construction.
- Four shelves.
- Top Shelf with Railing.
- Four Set Electric Switches.

RR - 347

S.S. Crash Cart Trolley



- Complete made of S.S. pipe & S.S. sheet.
- Six running smooth drawers and 6 hangout colored bins.
- One S.S. I.V. rod.
- Mobile on 125 mm special castors/wheels with buffers.

RR - 348

Drug Trolley



- Complete made of S.S. pipe.
- 12 big & 24 small hangout colored bins.
- Mobile on 125 mm special castors/wheels.

RR - 349

**S.S. Mayo's Trolley
Single Stand**



- Complete made of S.S.
- Height adjustable by side knob system.
- Mobile on 50 mm castor/wheels.

S.S. Tray Size: 585 L x 430 W mm.
Height adjustable: 838/1370 mm.

RR - 350

**S.S. Mayo's Trolley
Single Stand**



- Complete made of S.S.
- Height adjustable by side knob system.
- Mobile on 50 mm castor/wheels.

S.S. Tray Size: 585 L x 430 W mm.
Height adjustable: 838/1370 mm.

R.R. MEDEQUIPT

Sales and Services.

RR - 351

S.S Dressing Trolley



Shelves' size: 762 L x 456 W x 862 H mm.

- Complete made of S.S. Two shelves covered with three side railing.
- Provided with one bucket & one bowl.
- Mobile on 100 mm special castors/wheels.

RR - 352

Medicine Trolley



- Complete made of S.S. pipe & S.S. sheet.
- Six running smooth drawers.
- Mobile on 100 mm special castors/wheels.

RR - 353

**S.S. Instrument
Trolley Standard**



- Complete made of S.S.
- Two shelves covered with three side railing.
- Mobile on 100 mm special castors/wheels.

Shelves' size: 762 L x 456 W x 862 H mm.

RR - 354

**S.S. Instrument
Trolley Big**



- Complete made of S.S.
- Two shelves covered with three side railing.
- Mobile on 100 mm special castors/wheels.

Shelves' size: 915 L x 585 W x 862 H mm.

RR - 355

Patient Examination couch



- Body frame work made of CRCA sheet.
- Two sectional top with mattress.
- Headrest adjustable by gas pneumatic pump.
- Fitted with three boxes and three drawers.
- Foot step in middle at bottom side, can be slide inner side.
- Pre-treated and epoxy powder coated.
- Overall size: 1828 L x 558 W x 812 H mm.

RR - 356

Over Bed Table Gear



- Body frame work made of CRCA sheet.
- Two sectional top with mattress.
- Headrest adjustable by gas pneumatic pump.
- Fitted with three boxes and three drawers.
- Foot step in middle at bottom side, can be slide inner side.
- Pre-treated and epoxy powder coated.
- Overall size: 1828 L x 558 W x 812 H mm.

R.R. MEDEQUIPT

Sales and Services.

RR - 357

Patient Examination Table Deluxe



- Body frame work made of CRCA Pipe & sheet.
- Two sectional top with mattress.
- Headrest adjustable by gas spring pump.
- Fitted with boxes & drawers.
- Pre-treated and epoxy powder coated.
- Overall size: 1828 L x 508 W x 812 H mm.

RR - 358


Motorized Patient Examination Table



- Body frame work made of CRCA Pipe & sheet.
- Two sectional top with mattress.
- Headrest adjustable by gas spring pump.
- Height Adjustment by Electric Actuator.
- Pre-treated and epoxy powder coated.
- Overall size: 1828 L x 558 W x 558-762 H mm.

RR - 359

Patient Examination Table Sweet



- Main frame made of CRCA pipe & CRCA sheet.
- Top with mattress, one box for storage.
- Pre-treated and epoxy powder coated.
- Overall Size: 1828 L x 508 W 812 H mm.

RR - 360

Patient Examination Table Standard



- Main frame made of CRCA pipe & CRCA sheet.
- Two sectional top with mattress, head raise on ratchet system.
- Pre-treated and epoxy powder coated.
- Overall Size: 1828 L x 558 W 812 H mm.

RR - 361

Emergency Recovery Trolley Hydraulic



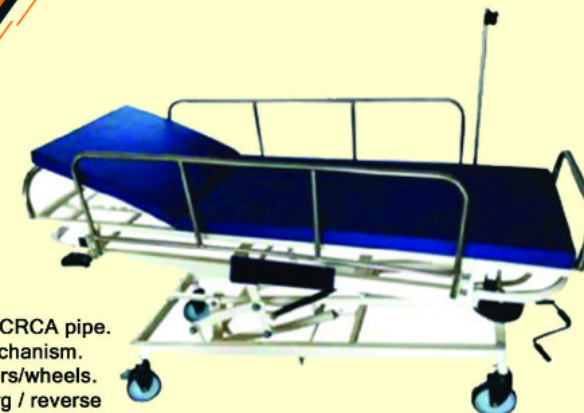
Description

- Main frame made of rectangular heavy CRCA pipe.
- Height adjustment by foot operated hydraulic pump.
- Trolley mobile on 150 mm castors/wheels.
- Two sectional X-ray translucent top with mattress

- & tray for holding X-ray cassettes.
- Pneumatic mechanism for trendelenburg / reverse trendelenburg positions.
- Head raise by ratchet system.
- Provided with S.S. swing away side safety railing, utility tray, cylinder cage & S.S.I.V. rod.
- Pre-treated and epoxy powder coated.
- Overall size: 1980 L x 660 W x 608 H mm. 608/880 (adjustable height) mm.

RR - 362

Emergency Recovery Trolley Penumatic



- Main frame made of rectangular heavy CRCA pipe.
- Height adjustment by smooth crank mechanism.
- Trolley mobile on 150 mm double castors/wheels.
- Pneumatic mechanism for trendelenburg / reverse trendelenburg positions.
- Two sectional CRCA sheet top.
- Head raise by ratchet system.
- Provided with swing away type safety railing, utility tray, cylinder cage & S.S.I.V. rod
- Pre-treated and epoxy powder coated.
- Overall size: 1980 L x 660 W x 608 H mm. 608/880 (adjustable height) mm.

RR - 363

S.S. Patient Stretcher Trolley



- Complete made of S.S. pipe & S.S. sheet. Two sectional Detachable top and head raise by ratchet system.
- Mobile on 150 mm castors/wheels.
- Provided with swing awayside safety railing, utility tray and cylinder cage.
- One S.S.I.V. rod.
- Overall size: 2130 L x 610 W x 812 H mm.

RR - 364

S.S. Patient Stretcher Trolley ABS Side Rail



- Complete made of CRCA pipe and sheet.
- Two sectional Detachable top and head raise by ratchet system.
- ABS side safety railing. Mobile on 150 mm castors/wheels.
- One S.S.I.V. rod.
- Overall size: 2130 L x 610 W x 812 H mm.

R.R. MEDEQUIPT

Sales and Services.

RR - 365

S.S Patient Stretcher Trolley Standard



- Complete made of S.S. material.
- Overall size: 2130 L x 558 W x 812 H mm.

RR - 366

Labour Table Standard



- Main frame made of CRCA pipe & Sheet

RR - 367

Patient Stretcher Trolley Standard



- Complete made of CRCA material.
- Powder coated.
- Overall size: 2130 L x 558 W x 812 H mm.

RR - 368

Motorized Delivery Bed



Overall size: 1880 L x 660 W x 608/786 H (adjustable) mm

- Main frame made of heavy CRCA pipe
- Three sectional top made of bakelite Sheet with mattress.
- Advanced linear actuator to obtain all positions.
- Leg end section can slide under the main section.
- Provided with a pair of lithotomy crutches.
- S.S. Telescopic I.V. rod.
- Detachable S.S. tray.
- Positions obtained by hand remote:
 - (1) Hi-Low
 - (2) Back-rest elevation
 - (3) Trendlenburg & reverse trendlenburg

RR - 369

S.S. Labour Table




- Main frame made of S.S. tubular pipe & S.S. sheet.
 - Three sectional top, back-rest adjustable by ratchet system.
 - Trendelenburg position obtain by pneumatic pump system.
 - Provided with S.S. side safety railing, one pair hand grip, one S.S.I.V. rod.
 - Middle section with "U" cut, leg section can slide under main frame.
 - Sliding S.S. douche tray.
 - Leg fitted on four rubber stumps.
- Overall size: 1828 L x 685 W x 762 H mm.

R.R. MEDEQUIPT

Sales and Services.

RR - 370

Three Seater Lobby Chair



- Made of CRCA material.
- Pre Treated and Epoxy Powder Coated.

RR - 371

Blood Donation Chair



- Made of CRCA Pipe & Sheet.
- Back rest by pneumatic pump.
- Leg portion can be fold.
- Cushioned seat and back.
- Pre Treated and Epoxy Powder Coated.

RR - 372

Two Seater Lobby Chair



- Made of CRCA material. (Lasso Available Inss.)
- Pre Treated and Epoxy Powder Coated.

RR - 373

Double Foot Step



- Frame made of CRCA pipe & CRCA sheet.
- Step top fitted with aluminium tread flats by pop rivets.
- Legs fitted with rubber stumps.
- Pre-treated and epoxy powder coated.

RR - 374

Single Foot Step



- Frame made of CRCA pipe & CRCA sheet.
- Step top fitted with aluminium tread flats by pop rivets.
- Legs fitted with rubber stumps.
- Pre-treated and epoxy powder coated.

RR - 375

Revolving Stool 3 Leg



- Frame made of tubular CRCA pipe.
- Superior quality PU top for comfortable sitting.
- Four legs on rubber stumps.

RR - 376

Revolving Stool With S.S. Top



- Frame made of tubular CRCA pipe.
- S.S. top.
- Four legs on rubber stumps.
- Pre-treated and epoxy powder coated.

RR - 377

S.S. Revolving Stool



- Complete made of S.S.
- S.S. top.
- Four legs on rubber stumps.

RR - 378

**S.S. Revolving
Stool with PU Top**



- Complete made of S.S.
- Superior quality PU top for comfortable sitting.
- Four legs on rubber stumps.

RR - 379

S.S. Linen Trolley Double



- Complete made of S.S.
- One Canvas Bag.
- Mobile on 100 mm castors

R.R. MEDEQUIPT

Sales and Services.

RR - 380

S.S Linen Trolley



- Complete made of S.S.
- One Canvas Bag.
- Mobile on 100 mm castors

RR - 381

**S.S. Linen Trolley with
Plastic Container**



- Complete made of S.S.
- One Plastic Container
- Mobile on 100 mm castors

RR - 382

Three Fold Screen



- Mobile on 50 mm castors/wheels.
- Provided with superior quality curtain.
- Pre-treated and epoxy powder coated.

RR - 383

Cylinder Trolley Small



- Frame made of tubular CRCA pipe.
- Mobile on two 100 mm. castors/wheels.
- Pre-treated and epoxy powder coated.

RR - 384

Cylinder Trolley Large



- Frame made of tubular CRCA pipe.
- Mobile on two 100 mm. castors/wheels.
- Pre-treated and epoxy powder coated.

RR - 385

S.S. Kick Bucket



- Complete made of S.S.
- Mobile on 50 mm. wheels.

R.R. MEDEQUIPT

Sales and Services.

RR - 386

S.S.I.V. Stand



- Five legs fiber base.
- S.S. Tubular pipe and two hook I.V. rod.
- Spring loaded for safety of hand.

RR - 387

S.S. Basin Stand



- Five legs fiber base.
- S.S. Tubular pipe and one basin.

RR - 388

Bio Waste Trolley



- SS Pipe Frame
- Three Container
- Mobile on 75 mm castor/wheels.

RR - 389


ECG Trolley



- Made of CRCA Pipe & CRCA Sheet
- Three Shelves, Top Shelf in SS
- Mobile on 50 mm castor/wheels.
- One SS IV Rod

RR - 390

Four Sectional Mattress



- Four Sectional Mattress
- Suitable for ICU/Fowler Beds
- Best Quality Rexine both sides.
- Fine Stitching & Super Quality Foam

RR - 391

Two Sectional Mattress



- Two Sectional Mattress
- Suitable for Semi Fowler Beds
- Best Quality Rexine both sides.
- Fine Stitching & Super Quality Foam

RR - 392

Examination Table



- Approx. Dimensions: 72"Lx24"Wx29"H
- Frame work Rectangular & Square M.S tubes
- Adjustable Back Rest by Hand lever
- 2 Section Cushioned top
- Legs fitted on PVC stands
- Pre-treated & Epoxy Powder Coated

RR - 393

Obstetric Delivery Table



- Approx. Dimensions: 74"Lx26"Wx24-31"H
- Rectangular & Square tube frame work mounted on PVC stumps
- Three sections cushioned top
- Backrest and leg section adjustable by hand lever
- Height adjustable a pair of knee crutches
- Pre treated & Epoxy Powder Coated

RR - 394

Examination & Gynae Table



- Overall Approx. Size: 72"Lx24"Wx29"H
- Frame work made of MS CRC tubes
- Two sections cushioned top
- Complete with the pair of S.S lithotomic rod
- 12 mm S.S Rod
- Epoxy powder coated finish

RR - 395

Surgivac



- Housing: Power Coated Anti Corrosive MS
- Jars: Glass 2x1.5 liters capacity
- Overflow Protection: Mechanical Type
- Tubing: Non-Collapsible suction tubing
- Vacuum Gauge: 2.5inch, 0-760 mm Hg
- Filter: Bacterial filter Autoclavable/Reusable
- Pump Type: Oil Immerse Rotary vane
- Capacity: -710mmHg + 10 at 25~30LPM
- Noise Level: <50dB A + 3 Almost whispers
- Motor: HP, FHP
- Power: 220/230V AC, 50Hz, 180W
- RPM: 1440

R.R. MEDEQUIPT

Sales and Services.

RR - 396

Instavac



- Housing: Complete ABS(Plastic)
- Jars: Polycarbonate 2x2.0 liters capacity
- Overflow Protection: Mechanical Type
- Tubing: Non-Collapsible suction tubing
- Vacuum Gauge: 3.0inch, 0-760 mm Hg
- Filter: Bacterial filter Autoclavable/Reusable
- Pump Type: Oil free twin headed piston pump
- Capacity: -710mmHg + 10 at 32~35LPM
- Noise Level: <50dB A + 3 Almost whispers
- Motor: Thermally Protected
- Power: 220/230V AC, 50Hz, 130W
- Valves: Stainless Steel

RR - 397

Powervac



- Housing: Power Coated Anti Corrosive MS
- Jars: Polycarbonate 2x2.0 liters capacity
- Overflow Protection: Mechanical Type
- Tubing: Non-Collapsible suction tubing
- Vacuum Gauge: 2.0inch, 0-760 mm Hg
- Filter: Bacterial filter Autoclavable/Reusable
- Pump Type: Oil free twin headed piston pump
- Capacity: -730mmHg + 10 at 55~60LPM
- Noise Level: <50dB A + 3 Almost whispers
- Motor: Thermally Protected
- Power: 220/230V AC, 50Hz, 180W
- Valves: Stainless Steel

RR - 398

Vertical Sterilizer

Vertical sterilizer used for sterilizer of surgical instruments. Dressing material, linen, Rubber, Plastic material, injection liquids by means of steam under pressure of 15 to 20 PSI. (Adjustment) All sterilizers are hydraulically tested up to 2.5 times of working pressure. Outer chamber made of stainless steel sheet reinforced with M.S sheet. Lid is made of thick stainless steel plate single piece and closed by wing nuts arrangement. Joint less neoprene gasket does not allow leakage. Fitted with double safety valve, water level indicator, water inlet and drain valves, supplied complete with cord and plug but without dressing bins. To work on 220volts, single phase, 50 Hz AC supply. Available in following size Dia Depth Element Load total load
A300 500 2 Nos. 2 Kw B 400 600 2 Nos. 3Kw 6Kw



RR - 399

Vertical Autoclave

SIS 2022-Made of SS dia cast silicon alloy Lm6, with highly polished body. Provided with pressure gauge, safety valve, steam release cock, perforated aluminum tray, 8 bekalitefly nuts, spring handles and one synthetic rubber gasket for lid available in 3 different ways of operation. Working pressure 15-17lbs and hydraulic tested 40lbs and dry sterilization fitted with iron stand without drums. Stove or Gas / Electrically operated 220/30volts, AC.

Sizes: 12 x 12" wattage 1.5 K.W



RR - 400

Autoclave Sterilizer



- Size: 20L x6H x 8W inch
- E.Load: 1.5KW (16 x 6 x 6)

RR - 401

Instrument Tray with Cover



- Size : 6"x8", 8"x10", 10"x12"
- 12"x15", 12"x18"

R.R. MEDEQUIPT

Sales and Services.

RR - 402

Formalin Chamber



Size : 23" & 26"

RR - 403

Cidex Tray



Size : 28.5" x 6.5" x 4.5"

RR - 404

Baby Tray



Size:
18" x 12" x 3" (Pressed)
19.75" x 15.75" x 3" (Fabricated)

RR - 405

Dressing Drum



Size:
• 9"x9"
• 11"x9"
• 11"x5"
• 15"x12"

RR - 406

Kidney Tray



RR - 407

Surgical Wash Basin



RR - 408

Bed Pan with Cover SS



- Male
- Female

RR - 409

I.V Stand
Stainless Steel

- Stainless steel tubular constructor
- Five legs MS crusting base with 50mm dia. Castors
- S.S double hook IV rod. adjustable height



R.R. MEDEQUIPT

Sales and Services.

RR - 410

Infant Warmer

Dimensions:
Size: 35W x 43D x 73H Inch
Mattress Size: 27 x 20 x 1.5 Inch
Monitor Tray Size: 11 x 13 Inch

Heater: 900 on both sides
Heater Rotation: Parabolic reflector
Observation Lamp: 50W haze free halogen lamp
Monitor Tray: ABS plastic molded
Side Panels: unbreakable polycarbonate drop down
Wheels: strong castor wheels with 2 bracs
Mattress: waterproof, washable, flame resistant
Mattress Foam Density: 21-25 KG/M3
IV Pole: adjustable height with two poles
Infusion Pump Stand: stainless steel rod
Temperature Sensor: thermost based nTE sensor with high resolution
Temperature Control
Alarms

3 Chanel ECG



General Features:
AC/DC Operated
3 channel ECG with Interpretation
Rechargeable Lithium Battery
Battery backup: Approx. 1.5 hours (with continuous printing)
Simultaneous display 3/6/12 leads ECG waveform and can remark the lead sign, sensitivity paper speed and filter state
Data interpretation
It can store more than 1000 patient's data/Cases) more convenient for data review & statistics
Portable, Light weight and sturdy design
Mode of printing: Automatic/Manual

RR - 412

12 Chanel ECG



General Features:
● AC/DC Operated with Rechargeable Lithium Battery
● Battery backup: Approx. 90 minutes continuous printing, Up to 4 hours in standby mode)
● Display 3/6/12 leads ECG waveform and can remark the lead sign, sensitivity paper speed and filter state
● Data interpretation
● Storage capacity up to 1000 of patient's data more convenient for data review & statistics
● Portable, Light weight and sturdy design
● Mode of printing: Automatic/Manual

RR - 414

Diatherami



Electrosurgical Device Smart 400+ is a micro controller based model with all the required features. Full power output at low cost. This is the right model for the customers who required basic 400W micro controller based model with 99 user settable programs

RR - 416

BS Standard (Model : Amber) Front Loaded with Probe



RR - 417

DIN Standard (Model : Jasper) with Probe



R.R. MEDEQUIPT

Sales and Services.

RR - 418

BPC Flow Meter



RR - 419

Vacuum Jar



RR - 420

Manifold System
(Oxygen/NO₂)



Control Panel with Manifold


RR - 421

Automatic Gas Control
Panels (Digital / Analog)



RR - 422

Oxygen Semi Automatic




RR - 423

Bed Head Panel (Lumipan)



RR - 424

Bed Head Panel (Silk-H)



RR - 425

S-2 (V)



RR - 426

S-4 (V) 800



R.R. MEDEQUIPT

Sales and Services.

RR - 427

S-3 (V) 800




RR - 428

Motorized Pendant



RR - 429

Medical Gas Alarm (Digital)



RR - 430

Medical Gas Alarm (Analog)



RR - 431

Nurse Call System E-FL07



RR - 432

Laminar Ceiling with air Diffusers




RR - 433

Doors



RR - 435

Vacuum Pump Set



RR - 434

Vacuum & Air Receiver tank



Get in Touch

☎ 8481861450/9230659143
✉ rrmedequipt24@gmail.com
🌐 www.rrmedequipt.com

Showroom & Office

📍 Bazar Para, Uluberia, Howrah
West Bengal, INDIA - 711316

